



Year 1 - Autumn 1 Curriculum Newsletter

Parkfield Primary School

Helpful information for this half term

- Please ensure your child reads each day
- Children should bring their own water bottle for drinking water every day and a coat on cold or rainy days.

Our Online Provisions

In Year 1 this year, all homework will be online via the school website.


Children also have access to Spelling Shed, their logins are in their reading records.

Essential Information

- **PE** will be every **Monday** and **Thursday**. Children should wear their PE kit including suitable footwear.
- **Library** is every **Tuesday**. Children **MUST** bring their **red library book bag**.
- Please read with your child every day. Children **MUST** bring in their **blue book bags** when they are confident to read their book to an adult at school. This must be done by **Friday** each week.

Our topic this half-term:

Me, Myself and I



English

In English, we will be focusing on using capital letters, finger spaces and full stops and use time connectives. We will use these skills to write an invitation, instructions and a recount of our WOW moment.

Maths

This term we will be looking at place value. The children will be sorting, counting and representing objects. Finding 1 more and 1 less from a given number. We will then be moving on to comparing numbers, ordering objects and finding missing numbers on a numberline.

Science

This half term in science, we will be looking at the human body and labelling key parts. Then we will be focusing on the 5 senses and linking it to a particular body part.

PSHE

In PSHE, we will be focusing on basic hygiene and the importance of keeping clean. Then we will look at how children look after themselves. We will also be discussing what might be harmful at home if it is not used properly.

Geography

This term, the year 1 children will be looking at the local area. They will learn what country, city and town they live in. They will use a world map, atlas and globe to identify the UK and countries.

Design Technology





In design technology, we will be focusing on food. We will look at where a range of fruits and vegetables come from. Then use simple cutting tools to prepare (peel, chop, slice and grate) soft fruit and vegetables. We will then create a fruit salad using our skills.

Keywords for this half term

10-12 words linked to the topics that will be covered this half term

Some ways you can help your child learn these new words:

- Come up with an action or movement that represents the word
- Use the word in a sentence (model correct use and pronunciation)
- Create an acrostic poem or song about the word
- Draw a picture that represents the definition of the word
- Find other words that mean the same
- Look for the words in books you are reading

Word	Definition	Picture
atlas	A collection of maps.	
balanced diet	A diet which contains all the nutrients in right amounts	
country	A country is land that is controlled by a single government.	
hygiene	Hygiene is the way we care for our bodies. It includes many activities, such as washing hands, brushing teeth, and bathing.	
senses	The five senses are sight, hearing, smell, taste, and touch.	
capital city	A capital is a city where a region's government is located.	
place value	Place value is the value of each digit in a number.	
invitation	The act of inviting someone to go to an event.	