



Welcome to Year 4 !

# Who are working with your children?

- Class Teachers : Miss Greene and Miss Bermudez
- Support Staff : Mrs Dennehey and Mrs Idrusi
- You! THE PARENTS







**Headteacher/Dep DSL  
Alison Holding**



**Deputy Head/EYFS Lead/DEP  
DSL  
Claire Cunningham**



**Asst. Head/Inclusion  
Manager/DSL  
Lucie Polya**



**Learning Mentor/Family  
Support/DEP DSL  
Mike Catley**



**Site manager and site support  
Abdul Miah and Sam Carmo**



**Our office Team  
Ms Pike, Ms Krasniqi, Ms Cowper and  
Mrs White**

**Supporting your  
children in school**

# What your child must have . . . .



- [The correct uniform on the correct days](#)
- PE Days
- Blue Class reading bag (must come to school every day)
- Red Library bag

# Attendance and Timekeeping

- Being at school on time ready to start the day
- Yr 1 – Yr 6 School starts at 8.50am (gates open at 8.40) and learning begins straight away
- Guided reading and maths tasks are already set up for the start of the day when the children enter the classroom.  
Don't let your children miss out!

Attendance is so important - please read the leaflet about attendance and timekeeping



Foundation Stage and Year 1	Phonic activities and maths games Sharing and talking with reading books Having fun with number
-----------------------------	---

Time spent on activities should be up to 30/45 minutes over the week

Year 1 (spring/summer term) & Year 2	Whole school creative project tasks set for half term holidays Phonics Spellings - linked to phonics maths activities Handwriting (this may be linked to spelling/phonics or topic) In addition Year 2 will have topic linked homework throughout the term
--------------------------------------	---

Time spent on activities should be up to 45 minutes/ 1hr over the week

Year 3/4	Whole school creative project tasks set for half term holidays  Weekly spelling/grammar Handwriting maybe linked to spelling and topic too Weekly maths activities linked with class teaching and times tables Research or written work related to Topic - relevant to that week
----------	--

Time spent on activities should be up to 1hr/ 1 ½ hrs over the week

Year 5/6	Whole school creative project tasks set for half term holidays Weekly spelling/grammar Weekly maths activities linked with class teaching and times tables Research or written work related to Topic - relevant to that week  Handwriting maybe linked to spelling and topic too
----------	---

Reading should happen each day - parent to child, child to parent or independently

Homework tasks will be given out on a Wednesday and returned on the following Monday unless specified

# Reading

It is expected that your child reads for AT LEAST 15/20 minutes every day!

## Blue Book Bag Books

(return every day)

- Your child will bring home a book that is levelled to their reading ability.
- Check they have read the book and ask them questions about it
- Years 2-6 can take Accelerated Reader Quizzes on these books.
- If this book is lost, you will be charged £5

## Red Book Bag Books (Library)

- Your child will bring home a book from the library that they pick themselves
- Use this book to encourage reading for pleasure
- If this book is lost, you will be charged £5

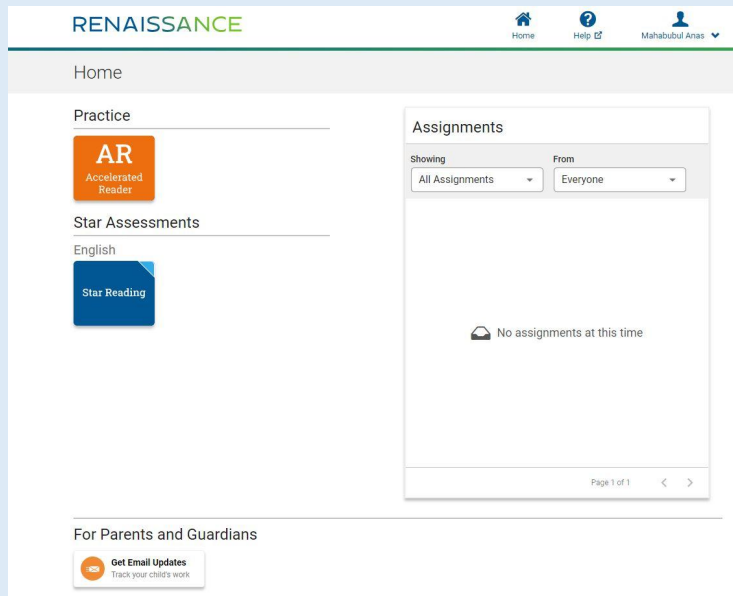
## Online Library

- We are using Epic! Online Library
- You can use this link for a discount of this service if you'd like to access the website at home.

[www.getepic.com/connect/rwb5514](http://www.getepic.com/connect/rwb5514)

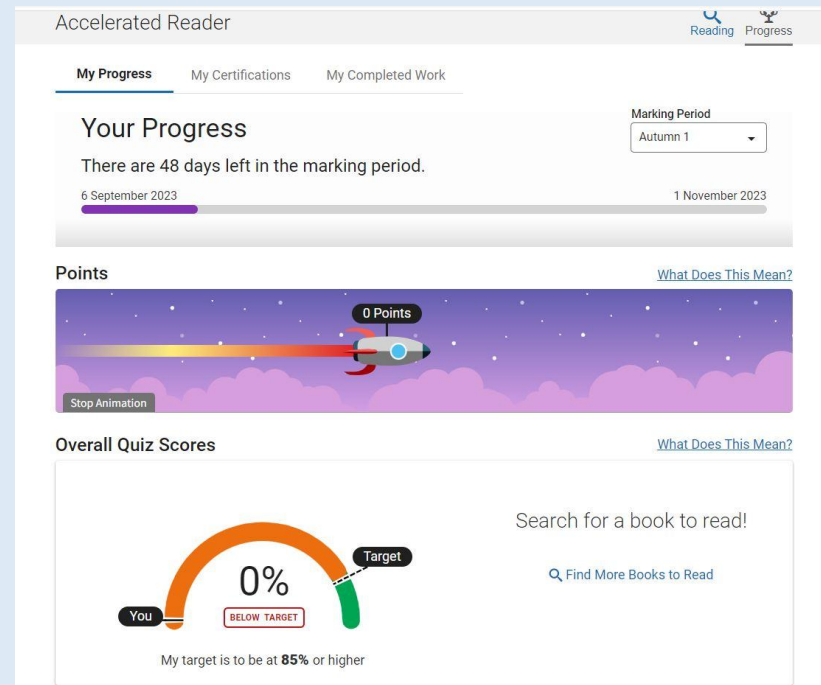
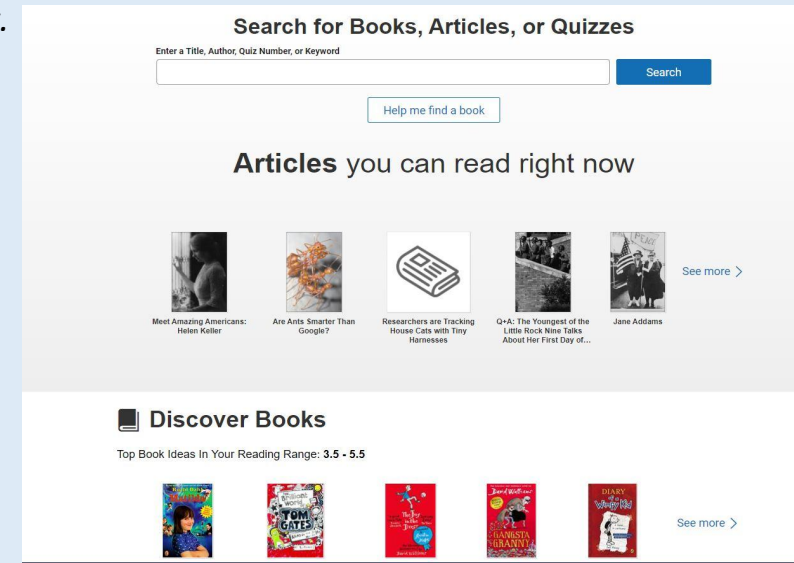
# Accelerated reader

The books your child brings home to read have been chosen for their reading level. When they have finished the book, they take a quiz on the book. They can do this at home or at school. They must do it by themselves! Use the orange (AR) button



*Select the 'Parents and Guardians' buttons and you can register your email to get updates on what your child has been reading and how they are progressing.*


*Here children can look up the quiz for the book they have just read, find articles that are matched to their reading level or look for ideas of what they could read next.*






On the progress page, your child can see how many points they have from their quizzes and how they are progressing with the target we set them.



# What Are We Doing?



 <b>Parkfield Primary School</b>		<b>Curriculum Newsletter</b> Term: Autumn 1 Year group: 3
<b>Helpful information for this half term:</b>		
<ul style="list-style-type: none"> <li>• <b>Oak Class</b> - Year 3 have P.E. every <u>Tuesday and Thursday</u> please make sure your child comes to school on these days wearing their full PE kit.</li> <li>• <b>Willow Class</b> - Year 3 have P.E. every <u>Tuesday and Thursday</u> please make sure your child comes to school on these days wearing their full PE kit.</li> <li>• Please ensure your child comes to school every day in full correct school uniform.</li> <li>• Homework is given out <b>every Wednesday</b> and must be returned the following <b>Monday</b>.</li> </ul>		
<b>Class information</b>		<b>Key Dates</b>
<ul style="list-style-type: none"> <li>• <b>Oak Class</b> will be visiting the <b>library every second week</b> starting from Wednesday 18<sup>th</sup> September</li> <li>• <b>Willow Class</b> will be visiting the <b>library every second week</b> starting from Wednesday 18<sup>th</sup> September</li> </ul>		<ul style="list-style-type: none"> <li>• Transition meeting</li> <li>• Trip to Wallace Collection for Me Llam Don Carlos session on 15<sup>th</sup> October</li> </ul>
<b>This half-term's topic</b> <h2 style="text-align: center;">Worldly Connections</h2>  	<b>English:</b> We will be researching, comparing and contrasting Spanish speaking countries. We will also begin to learn some Spanish phrases! We will use the story of Coco to create a character profile of Miguel before writing a diary entry. We will be focusing on using conjunctions to expand our sentences and using paragraphs to organise our writing. Later in the term, we will do some poetry work and perform these.  <b>Maths:</b> We will be working on number, place value, addition / subtraction and 2,3, 5 and 10 times tables.  <b>Science:</b> Animals, including humans To identify that animals, including humans, need the right types and amount of nutrition, and that they cannot make their own food: they get their nutrition from what they eat. To identify that humans and some other animals have skeletons and muscles for support, protection and movement.  <b>Geography</b> We will use maps, atlases, globes and digital / computer mapping to locate countries and describe features. Then we will name and locate the countries of Europe and identify their main physical and human characteristics  <b>D&amp;T</b> Cooking - we will be cooking a vegetarian Paella Making and decorating Day of the Dead Masks  <b>PSHE and RE</b> Reflect on people as sources of inspiration in their own and other people's lives Reflect on how these people influence us and others in the ways they lead their lives and their values and aspirations Discussing feelings related to change and loss. Family networks. Family traditions and memories.	<b>At home:</b>  Please ensure you are reading with your children every night and writing it in their reading records.  Please talk to your children about what they have been doing in school. Please make sure homework is complete and at school by Monday.  Practice spelling the Common Exception words sent home with this letter.  Discuss your families history and ancestry. Talk about family traditions and your favourite childhood memories. Please do some cooking with your children - can you read a recipe together?

# How We Teach . . . .

Cross curricular and topic based

Practical



Also happening in Year 4...

The image shows a digital interface for a multiplication tables check. On the left, there is a calculator-like input area with a display showing the equation  $12 \times 12 =$  and the result  $144$ . Below the display is a numeric keypad with buttons for digits 0-9, a red 'Delete' button, and a green 'Submit' button. To the right of the calculator, the text 'Multiplication Tables Check' is displayed in a large, bold font. Below this text is a green button labeled 'Start Test' with a hand cursor icon pointing to it. At the bottom right, there is a black square logo featuring a crown and the text 'GOV.UK'.

# Assembly times for our class assemblies

*Please put in the dates*

Class Assembly Date

Curriculum Celebration Date



# Supporting learning for all

Parent Workshops to help you support your child 9.00 - 9.45am



27th September - Welcome back session

4th October - The Joy of Reading Reception/Year 1

11th October - The Joy of Reading Year 2 and Year 3

18th October - Half term activities

# COMMUNITY BOXES

- Any family can sign up for a community box
- You will receive a message on your phone on Wednesday
- Just follow the instructions on the form if you would like a box
- Then collect your box from the hall between 8.30am and 9.15 am on Friday



PLEASE DO NOT SIGN UP IF YOU CANNOT COLLECT ON THE FRIDAY

# Being involved

- Whenever possible we will always be available to talk to you but there are better times than others – so the end of the day is good when undivided attention can be given
- Mrs Cunningham, Ms Polya and Mr Catley are often in the playground in the morning so you can speak to them if you wish to pass on a message

