



# Year 1 - Autumn 2 Curriculum Newsletter

## Parkfield Primary School

### Helpful information for this half term

- Please ensure your child reads each day
- Children should bring their own water bottle for drinking water every day and now that it is getting cold they need their coat every day.

### Our Online Provisions




In Year 1 this year, all homework will be online via the school website.

### Essential Information

- **PE** will be every Monday and Thursday. Children should wear their PE kit including suitable footwear.
- **Library** is every **Tuesday**. Children should bring their red library book bag.

### Our topic this half-term:

#### Special Stories



#### English

This term we will be focussing on stories that link to different festivals. We will continue to focus on capital letters, finger spaces and full stops along with adjectives and conjunctions. We will use these skills to retell stories, write a recount and poems.

#### Maths

This term we will be looking at addition and subtraction. The children will be learning about fact families, part whole numbers. We then move their learning on to writing simple addition and subtraction number sentences.

#### Religious Education

In RE, we will be looking at different religious festivals through films and story books. We will focus on how the festivals are celebrated and the importance.

#### PSHE

We will begin to recognise what makes us special and celebrate gifts and talents. The children will then identify family members and friends and the roles they play.

#### Science

This term we will be focusing on everyday materials. The children will be describing the materials and use this knowledge to test their properties in experiments.

#### Computing

In Computing, the children will be using chrome books/laptops to familiarise with the toolbar on paint to create a picture. Then we will compare which children prefer computer art or painting.

#### DT







In DT, we will be creating a place of worship using a variety of materials. We will be focusing on how to make a freestanding structure stiffer and stronger. Then we will look at how to join simple materials and some finishing techniques to complete the structure.

# Key Topic Vocabulary

Some ways you can help children learn these new words:

- come up with an action or movement that represents the word
- Use the word in a sentence (model correct use and pronunciation)

- Create an acrostic poem or song about the word
- Draw a picture that represents the definition of the word
- Find other words that mean the same
- Look for the words in books you are reading

Word	Definition	Picture
community	a group of people living in the same place.	
belonging	having a secure relationship and connection with a particular group of people.	
Structure	A building or other object constructed from several parts.	
properties	The characteristics that enable us to differentiate one material from another	
Toolbar	A strip of icons that can be clicked to perform certain functions.	
religion	believing and worshipping a God/Gods	
festivals	a day or period of religious celebrations	