



Year 2 - Autumn Curriculum Newsletter

Parkfield Primary School

Helpful information for this half term

- Please ensure you read with your child each day.
- Children should bring their own water bottle for drinking water every day and a coat every day

Our Online Provisions

All homework will be online on the Parkfield Primary School website. Click classes> Year 2> homework this week.



Please remind your child to bring their book on a Monday along with their reading log. Thank you.

Essential Information

- PE - will be:
- **Holly Class: Monday and Wednesday**
- **Hazel Class: Tuesday and Wednesday**
Children should wear their PE kit.
- **Library is on Tuesday.** Children **MUST** bring their **red library book bag**.
- Children **MUST** bring in their **blue book bags** every day.

Our topic this half-term:

Pinocchio



English

We will be learning about the art of storytelling and reading the story of 'Pinocchio'. Through the story we will develop our own skills in storytelling both aloud and through writing.

Maths

In the first few weeks we will be learning all about 2D and 3D shapes. Looking at real objects, we will identify the sides, faces and vertices in 2D and 3D shapes. We will then draw 2D shapes accurately and find the vertical line of symmetry. At the end of the half term, we will use our place value, addition and subtraction knowledge to count money. This will start by identifying the coins before starting to add them. We will find the change by subtracting.

Science

We will be learning about the different types of materials that are used in everyday objects and explore why they are suitable for their intended use. Then we will explore what materials are best suited for making a puppet and why.

DT

At the end of the topic we will be making our own puppets. We will learn what sliders and levers are and why they are useful for making puppets move.

Geography

Pinocchio is set in Italy and we will identify the human and physical features in different parts of the country.

Computing

We will revisit our learning from Year 1 and practise logging onto a computer and signing out. This will include becoming more familiar with a keyboard. We will practise creating documents and saving them to a place we can find them again later. Once we have written a story, we will type it onto the computer and edit the layout.



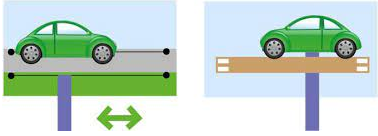
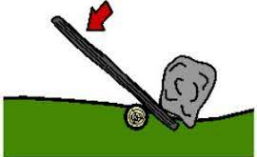


PSHE

We will be reading stories and identifying what we can learn from them including 'the moral of the story'. For example, being a good friend and how to learn from your mistakes.

Key Topic Vocabulary

Some ways you can help children learn these new words:

- come up with an action or movement that represents the word
- Use the word in a sentence (model correct use and pronunciation)
- Create an acrostic poem or song about the word
- Draw a picture that represents the definition of the word
- Find other words that mean the same
- Look for the words in books you are reading

Word	Definition	Picture
Puppet	A doll that looks like a person or an animal. Some puppets move by being placed over a hand, and others move by strings held from above.	
Theatre	A building where plays, movies, or concerts are presented.	
Sliders	A knob or lever that is moved horizontally or vertically to control a variable, such as the volume of a radio.	
Levers	A handle used to control or set the position of a part in a machine.	
Consequences	A result that follows an action.	
Materials	The substance or substances of which a thing is made or composed.	
Suitability	Right for the situation or purpose; fitting.	