



## Parkfield Connected Curriculum

In order to give every child the best opportunities our curriculum is delivered through hands-on experiences and engaging events. We are clear about the knowledge we want children to acquire, based on the requirements of the National Curriculum. By planning engaging topics we make sure that learning will be relevant to each particular cohort of children - starting from the experiences of each individual and looking to the immediate community and the wider world.



# How we plan for our children?

Teachers plan from a knowledge and skills based curriculum and each topic we plan includes the following:

- Driver
- Inspiring book
- Hook
- WOW Moment
- Trips and visitors
- Homework
- Curriculum Celebration Days
- Assemblies



# What is a Driver?





A driver is a foundation subject ( a subject other than English or Maths) that leads the learning for that half term. Links are also made to learning from other subjects through the same topic. This is because children learn best if they can make connections between different parts of their learning. Each half term the topic and driver change and we make sure we cover all subjects over the year.

Here are two examples:

	<b>Driver</b>	<b>Topic Name</b>	<b>Other subject links</b>				
<b>Year 6</b>	<b>History</b> - Tudors	<b>Treason</b>	<b>Geography</b> - London during the Tudor Times	<b>Art</b> - Portrait drawings of Henry VIII wives	<b>RE</b> - the Christianity and the changes in the Christian church	<b>PSHE</b> - resolving disputes and conflicts	<b>PE</b> - Tudor dance
<b>Year 2</b>	<b>Science</b> - Animals in their different habitats	<b>Under the Sea</b>	<b>Geography</b> - Oceans, Continents and physical features	<b>DT</b> - Moving pictures	<b>PE</b> - Dance inspired by "The Little Mermaid"	<b>PSHE</b> - Process of growing	<b>Computing</b> Research and Keyboard skills

# How do we use books to inspire us?

Each topic has a special book, collection of books or author that help us make links across the different subjects.



# What is a hook?



A hook is used to capture the children's attention, this happens at the beginning of a new topic, in many different ways.

Here are some examples:

**Year 6** - The Children had a treasure hunt and when they connected the clues they discovered what their topic was going to be.

**Year 2** - A Scuba Diver arrived with a letter- children had the opportunity to ask questions and find out what their topic might be about





# What is a WOW Moment?

A WOW Moment happens at any time during the term. It is an exciting moment when we bring together learning from that topic or it might be a focus we have worked towards during the topic. It can be a trip, a visitor or an activity in class - it is always exciting!

*Here are some examples:*

Year Group and Driver	Year 6 Science	Year 5 - (DT & Science)	Year 4 - History	Year 3 - Geography	Year 2 - Art	Year 1 - RE
<b>WOW Moment</b>	Dissecting a Heart	Baking Competition	Roman Day	Making a museum	Holi Festival (Hinduism)	Trip to local Hindu Temple
						






# Trips, workshops and visitors

Teachers arrange trips and visitors to enrich each topic, linking real life to what is learnt in the classroom and giving the children new and exciting experiences beyond the classroom.



# Google in the classroom and at home.



From year 2 onwards, children have a google classroom account which gives them access to their virtual classroom. Under the guidance of their teachers, they learn to use this safely to access some of their learning in school. They also use it to access their homework and links to resources that they can use to extend their learning with their families at home. All of this is carefully monitored to make sure children are always safe when they are working online.








# Curriculum Celebration

The Curriculum Celebration day is a day where we provide an opportunity for parents to interact with their children within their classrooms; to share their varied learning experiences and to participate in some of the activities led by the children.



## Assemblies

Each class will get an opportunity, in the year, to showcase their learning in a particular topic through a lively assembly, which can include music, dance, literacy and drama.





# Whole School Themes

Whole school themes are themed weeks which are linked to priorities within subject areas. These usually last for 1 to 2 weeks and will include 'Whole school' Community involvement

Whole school themes have been :

- Mental Health Wellbeing Week
- STEM (Science, Technology and Maths) Week
- Black History Month
- Our identity Week
- Art Weeks
- Healthy Eating / Walk to school Week

