



Year 2 - Autumn Curriculum Newsletter

Parkfield Primary School

Helpful information for this half term

- Please ensure you read with your child each day.
- Children should bring their own water bottle for drinking water every day and a coat every day

Our Online Provisions



All homework will be online on the Parkfield Primary School website. Click classes> Year 2> homework this week.

Please remind your child to bring their book on a Monday along with their reading log. Thank you.

Essential Information

- PE - will be:
- **Holly Class: Monday and Wednesday**
- **Hazel Class: Tuesday and Wednesday**
Children should wear their PE kit.
- **Library** is on **Tuesday**. Children **MUST** bring their **red library book bag**.
- Children **MUST** bring in their **blue book bags** every day.

Our topic this half-term: Paddington's Passport



English

We will be reading the story of Paddington Bear and using this as the basis for our topic. After our trip, we will write a letter from Paddington to his Aunt Lucy describing all of the human features in London. We will also write our own animal adventure story based on Paddington.

Maths

We will be learning how to add and subtract two digits numbers using different methods. Then we will learn to recognise the features of 3D and 2D shapes - vertices, sides and faces. We will explore lines of symmetry and how to draw shapes accurately.

Science

We will be learning all about living things this half term. We will look at the different types of habitats and why animals are suited to their own habitats.. We will be doing some experiments and exploring the habitats we can find in the school grounds!

Art

We will study an artist from Peru and create a collage inspired by their artwork.

Geography

We will learn the names of the seven continents and five oceans. This will link into our science learning about the different habitats around the world with a focus on Peru.

Computing

We will be learning how to take photographs and edit them afterwards. We will explore lighting, framing, cropping and composition.







RE

We will learn about the special places that religious people go to to worship and why they are special to those people. This will include exploring the unique features of a mandir and a church.

Key Topic Vocabulary

Some ways you can help children learn these new words:

- come up with an action or movement that represents the word
- Use the word in a sentence (model correct use and pronunciation)
- Create an acrostic poem or song about the word
- Draw a picture that represents the definition of the word
- Find other words that mean the same
- Look for the words in books you are reading

Word	Definition	Picture
Continent	any of the world's main continuous expanses of land (Europe, Asia, Africa, North and South America, Australia, Antarctica).	
Physical features	Physical Features are the natural features on the Earth's surface. Some examples are mountains, deserts, islands, plains, plateaus, canyons, valleys, rivers, oceans, glaciers, etc.	
Human features	Human features are things made or built by humans like cities, houses, roads, bridges, ports, farms, factories, language, political systems and religion.	
City	a large town.	
Collage	Collage is an art form that is made up of overlapping pieces of material, such as photographs, fabric, coloured and textured paper and other types of mixed media.	
Habitat	the natural home or environment of an animal, plant, or other organism.	
Food chain	Starting with a plant and ending with an animal, a food chain is a diagram showing how energy is transferred between different organisms in an ecosystem.	